

## PRODUCT DATA SHEET

# Sika AnchorFix<sup>®</sup>-2

Anchoring adhesive for medium to high loads

## DESCRIPTION

Solvent and styrene free, epoxy acrylate based, 2-component anchoring adhesive.

## USES

Sika AnchorFix<sup>®</sup>-2 may only be used by experienced professionals.

As a fast curing anchoring adhesive for all grades of:

- Rebars / reinforcing steel
- Threaded rods
- Bolts and special fastening systems

In the following substrates:

- Concrete
- Solid masonry
- Steel
- Hard natural stone\*
- Solid rock\*

\* These substrates may vary greatly, in particular with regard to strength, composition and porosity. Therefore, for each application the suitability of Sika AnchorFix<sup>®</sup>-2 Adhesive must be tested by first applying the Product only to a sample area. Check in particular bond strength, surface staining and discoloration.

## CHARACTERISTICS / ADVANTAGES

- Fast curing
- Standard guns can be used
- High load capacity
- ETA to ETAG 001 for anchoring in concrete
- ETA to ETAG 001 for rebar connections
- ER to AC308 by IAPMO UES, anchoring in concrete for static, wind and earthquake loading
- Drinking Water certified
- Non-sag, even overhead
- Styrene-free
- Low odour
- Low wastage
- No transportation restrictions

## APPROVALS / CERTIFICATES

- Bonded injection type anchor according to ETAG 001 Part 1 and 5 Option 7, ETA-13/0968, Declaration of Performance 020403010020000001 5034408, certified by notified product certification body 1020, certificate of constancy of performance 1020-CPD-090-030091, and provided with the CE marking.
- Post installed rebar connection according to ETAG 001 Part 1 and 5 TR 023, ETA-15/0056, Declaration of Performance 020205010020000001 5034408, certified by notified product certification body 1020, certificate of constancy of performance 1020-CPR-090-033215, and provided with the CE marking
- Post-installed adhesive anchor in concrete elements according to ICC-ES Acceptance Criteria AC308, IAPMO UES Evaluation Report ER-0327
- Fire resistance according to DIN EN 1363-1 (ISO 834), University of Brunswick, Report No. 3551/4926
- Fire resistance of Sika AnchorFix-2 injection systems in conjunction with concrete reinforcing bar and subjected to fire exposure, Centre Scientifique et Technique du Bâtiment (CSTB), REPORT No 26024178e
- Drinking Water Approval: Drinking Water System Components NSF/ANSI 61, Underwriters Laboratories (UL), MH49487

## PRODUCT INFORMATION

Packaging	300 ml standard cartridge	12 cartridges per box pallet: 75 boxes
	550 ml standard cartridge	12 cartridges per box pallet: 50 boxes
Shelf life	15 months from date of production All Sika AnchorFix®-2 cartridges have the expiry date printed on the label.	
Storage conditions	Stored properly in original, unopened, sealed and undamaged packaging in dry conditions at temperatures between +5 °C and +25 °C. Protect from direct sunlight.	
Colour	Component A	light green
	Component B	black
	Component A+B mixed	light grey
Density	Component A	~1.62–1.70 kg/l
	Component B	~1.44–1.50 kg/l
	Component A+B mixed	~1.60–1.68 kg/l

## TECHNICAL INFORMATION

Compressive strength	~68 N/mm <sup>2</sup> (7 days, +20 °C)	(ASTM D 695)
Modulus of elasticity in compression	~3 700 N/mm <sup>2</sup> (7 days, +20 °C)	(ASTM D 695)
Tensile strength in flexure	~24 N/mm <sup>2</sup> (7 days, +20 °C)	(ASTM D 790)
Tensile strength	~13 N/mm <sup>2</sup> (7 days, +20 °C)	(ASTM D 638)
Service temperature	long term	-40 °C min. / +50 °C max. (ETAG 001, Part 5)
	short term (1–2 hours)	+80 °C

## APPLICATION INFORMATION

Mixing ratio	Component A : component B = 10 : 1 by volume		
Layer thickness	~5 mm max.		
Sag flow	Non-sag, even overhead		
Material temperature	Sika AnchorFix®-2 must be at a temperature of between +5 °C and +20 °C for application.		
Ambient air temperature	-5 °C min. / +35 °C max.		
Dew point	Beware of condensation. Substrate temperature during application must be at least 3 °C above dew point.		
Substrate temperature	-5 °C min. / +35 °C max.		
Curing time	<b>Temperature</b>	<b>Open time - T<sub>gel</sub></b>	<b>Curing time - T<sub>cur</sub></b>
	+20 °C – +35 °C	1 minute	40 minutes
	+10 °C – +20 °C	4 minutes	70 minutes
	+5 °C – +10 °C	8 minutes	100 minutes
	0 °C – +5 °C	—*	180 minutes
	-5 °C – 0 °C	—*	24 hours

\* Minimum cartridge temperature: +5 °C

## BASIS OF PRODUCT DATA

All technical data stated in this Data Sheet are based on laboratory tests. Actual measured data may vary due to circumstances beyond our control.

## FURTHER INFORMATION

For specific information on design refer to the separate documentation provided:  
Technical Documentation Sika AnchorFix®-2 870 43 02

## ECOLOGY, HEALTH AND SAFETY

User must read the most recent corresponding Safety Data Sheets (SDS) before using any products. The SDS provides information and advice on the safe handling, storage and disposal of chemical products and contains physical, ecological, toxicological and other safety-related data.

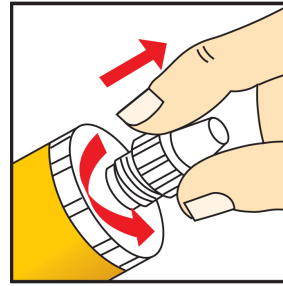
## APPLICATION INSTRUCTIONS

### SUBSTRATE QUALITY

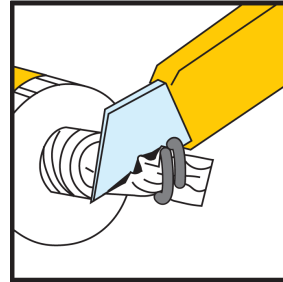
Mortar and concrete must be older than 28 days. Substrate strength (concrete, masonry, natural stone) must be verified. Pull-out tests must be carried out if the substrate strength is unknown. The anchor hole must always be clean, dry, free from oil and grease etc. Loose particles must be removed from the holes. Threaded rods and rebars have to be cleaned thoroughly from any oil, grease or any other substances and particles such as dirt etc.

## MIXING

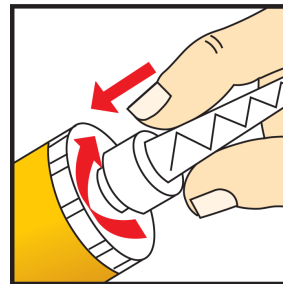
Getting the cartridge ready: 300 ml / 550 ml



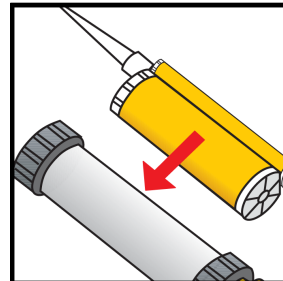
1. Unscrew the cap



2. Cut the film



3. Screw on the static mixer



4. Place the cartridge into the gun and start application

When the work is interrupted the static mixer can remain on the cartridge after the gun pressure has been relieved. If the resin has hardened in the nozzle when work is resumed, a new nozzle must be attached.

### PRODUCT DATA SHEET

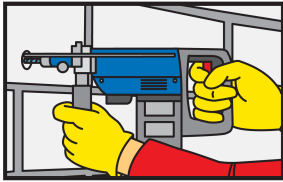
Sika AnchorFix®-2

March 2022, Version 01.02

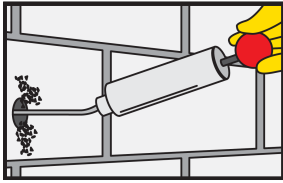
020205010020000001

## APPLICATION METHOD / TOOLS

### Anchors in solid masonry/concrete:

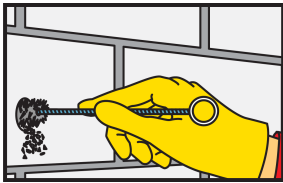


Drilling of hole with an electric drill to the diameter and depth required. Drill hole diameter must be in accordance with anchor size.

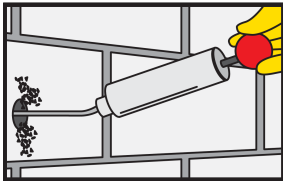


The drill hole must be cleaned with a blow pump or by compressed air, starting from the bottom of the hole. (at least 2x)

Important: use oil-free compressors.



The drill hole must be thoroughly cleaned with the special steel brush (brush at least 2x). The diameter of the brush must be larger than the diameter of the drill hole.

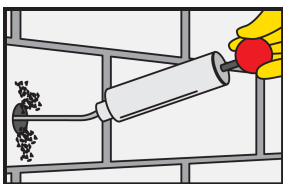


The drill hole must be cleaned with a blow pump or by compressed air, starting from the bottom of the hole (at least 2x).

Important: use oil-free compressors.




The drill hole must be thoroughly cleaned with the special steel brush (brush at least 2x). The diameter of the brush must be larger than the diameter of the drill hole.

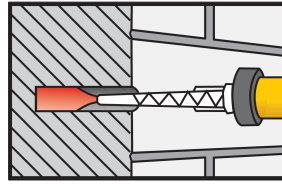


The drill hole must be cleaned with a blow pump or by compressed air, starting from the bottom of the hole (at least 2x).

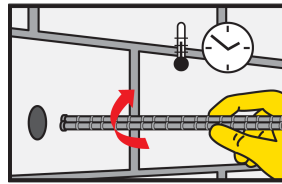
Important: use oil-free compressors.



Pump approx. twice until both parts come out uniformly. Do not use this material. Release the gun pressure and clean the cartridge opening with a cloth.




Inject the adhesive into the hole, starting from the bottom, while slowly drawing back the static mixer. In any case avoid entrapping air. For deep holes extension tubing can be used.



Insert the anchor with a rotary motion into the filled drill hole. Some adhesive must come out of the hole.

Important: the anchor must be placed within the open time.



During the resin hardening time the anchor must not be moved or loaded. Wash tools immediately with Sika® Colma Cleaner. Wash hands and skin thoroughly with warm soap water.

## PRODUCT DATA SHEET

Sika AnchorFix®-2

March 2022, Version 01.02

020205010020000001

## CLEANING OF EQUIPMENT

Clean all tools and application equipment with Sika® Colma Cleaner immediately after use. Hardened / cured material can only be mechanically removed.

## LOCAL RESTRICTIONS

Note that as a result of specific local regulations the declared data and recommended uses for this product may vary from country to country. Consult the local Product Data Sheet for exact product data and uses.

## LEGAL NOTES

The information, and, in particular, the recommendations relating to the application and end-use of Sika products, are given in good faith based on Sika's current knowledge and experience of the products when properly stored, handled and applied under normal conditions in accordance with Sika's recommendations. In practice, the differences in materials, substrates and actual site conditions are such that no warranty in respect of merchantability or of fitness for a particular purpose, nor any liability arising out of any legal relationship whatsoever, can be inferred either from this information, or from any written recommendations, or from any other advice offered. The user of the product must test the product's suitability for the intended application and purpose. Sika reserves the right to change the properties of its products. The proprietary rights of third parties must be observed. All orders are accepted subject to our current terms of sale and delivery. Users must always refer to the most recent issue of the local Product Data Sheet for the product concerned, copies of which will be supplied on request.

